


## Timm™ Chafe Guard


Timm Chafe Guard is designed to protect ropes from surface abrasion with steel surfaces such as chocks and leads. It consists of a protective jacket with durable Velcro lining, one meter fixing lines at each end, and two eye grips.

### Installation manual


- 1 Choose the rope area you want to wrap with the Chafe Guard.



- 2 Use the correct Chafe Guard size for the rope diameter



- 3 Wrap the Chafe Guard around the mooring rope for protection



- 4 Installation is done by wrapping the Chafe Guard around the mooring rope and securing it using the Velcro linings.



- 5 Tighten the chafe guard by using both fixing lines located in each end. The stiff eye grips in each end can be used for easy adjustment and handling of the chafe guard.